










Series 3000 Matrix©

™

40442 Kopperrick Rd.
Canton, MI 48187
734-207-9700
www.duo-gard.com

System Notes:

- Extremely versitle
- Structural capacity can be expanded with structural aluminum tube

	BPC Vertical	BPC Sloped/Curved	VBPC Vertical	VBPC Sloped/Curved	BPC Vertical
System Profile					
System Assembly					
Ideal Use	Curtain Wall, Clerestory, Individual Openings	Canopy, Sklight, Clerestory	Interior, Exterior Wall	Skylight, Canopy	Curtain Wall, Clerestory, Individual Openings
Sheet Thickness mm	16 - 40	16 - 40	10, 16	10, 16	40
Panel Type	Std Flat, Tongue & Groove	Std Flat	Std Flat, Tongue & Groove	Std Flat	Tongue & Groove
Concealed Fasteners	Yes	No	Yes	No	Yes
Maximum Vertical Span					8'
Allowable Deflection	1"	1"	1"	1"	1"
Minium Slope	N/A	2:12	N/A	2:12	N/A

- Aluminum Finishes
All types of architectural finishes are available
- Anodizing
 - Kynar
 - Powder Coating

- Standard Panel Colors
- Bronze
 - Opal
 - Clear
 - Blue*
 - Green*

*Based on availability

