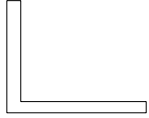


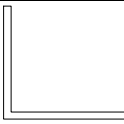



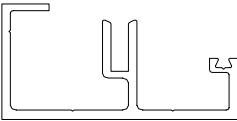
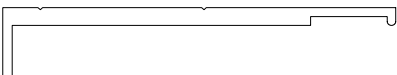

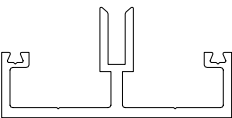




40442 KOPPERNICK RD.
 CANTON, MI 48187
 734-207-9700
 WWW.DUO-GARD.COM


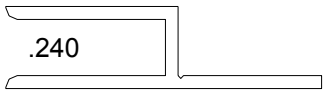
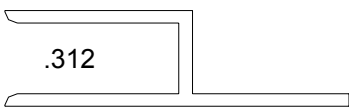

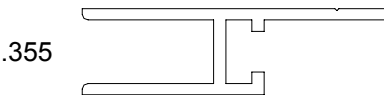
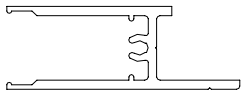
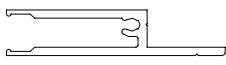

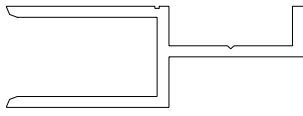
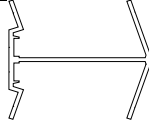

Aluminum Profiles

Part #	Description	Dwg #	Cross-section	Stock Length (in)	Weight Per Stick
1 1/4" angle	1 1/4" x 1 1/4" x 1/8" Angle	ANG-4 solid		192	5.70
1 x 1 angle	1" x 1" x 1/16" Angle	ANG-3 solid		192	2.32
3/4x2 1/2 angle	3/4" x 2 1/2" x 1/8" Angle	solid		192	7.50
2 x 2 angle	2" x 2" x 1/8" Angle	ANG-5 solid		192	9.30
2x6 angle	2" x 6" x 3/32" Angle	ANG-6 solid		192	13.66
3/4 cap	"3/4 cap" 7/16" x 3/4" x 1/16" Thick Angle	ANG-1 solid		192	1.34
3/4x1 1/2 angle	3/4" x 1 1/2" x 3/32" Angle	solid		192	8.10
BEB-16	Edge Base 16mm	BEB-16 solid		192	14.43
BLPEC-2	BPC Low Profile Edge Cap	BLPEC-2 solid		192	6.13
BLPMC-2	BPC Low Profile Mullion Cap	BLPMC-2 solid		192	4.91
BMB-16	Mullion Base 16mm	BMB-16 solid		192	13.26



40442 KOPPERNICK RD.
 CANTON, MI 48187
 734-207-9700
 WWW.DUO-GARD.COM










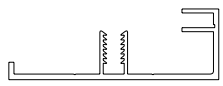
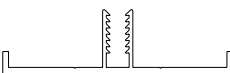
Aluminum Profiles

Part #	Description	Dwg #	Cross-section	Stock Stick Length (in)	Weight Per Stick
BSSC-1	BPC Square Snap Cap	BSSC-1 solid		192	3.47
E-6	Edge Sash for 6mm	E-6 solid	.240 	192	2.46
E-8 (E-3A)	Edge Sash for 8mm	E-8 solid	.312 	192	2.56
E-8X	Extended Edge Sash for 8mm	E-8X solid		192	4.02
E-9	Edge Sash for 9mm or 1/4" w/ gasket	E-9 solid	.355 	192	3.58
EG-16	Series 1000 Edge Sash 16mm	EG-16 solid		192	7.42
EG-8	Series 1000 Edge Sash 8mm	EG-8 solid		192	6.43
3/8" Flat Bar	3/8" x 6" Flat Bar (6061-T6)	Bar-2 solid		144	32.40
I-10	Edge Sash for 10mm	I-10 solid		192	2.85
I-Beam-2	Modified I-Beam	I-Beam-2 solid		192	19.15
Snap Base	Snap Base for 6mm	roof-2 solid		192	3.28



40442 KOPPERNICK RD.
 CANTON, MI 48187
 734-207-9700
 WWW.DUO-GARD.COM

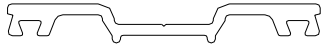
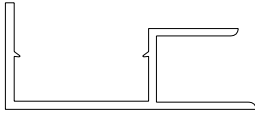
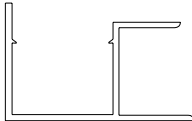
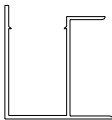
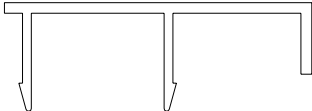

Aluminum Profiles

Part #	Description	Dwg #	Cross-section	Stock Stick Length (in)	Weight Per Stick
Snap Cap	Snap Cap for 6mm	roof-1 solid		192	3.73
1 1/2" tube	1 1/2" x 2 1/2" x 1/8" Tube	15x25tub hollow		222	20.81
1 1/2" multiwall	1 1/2" x 2 1/2" Multiwall Tube	15x25multi hollow		222	14.25
1" TUBE	1" x 1" x 1/8" Tube	1" TUBE hollow		192	8.14
2 1/2" square tube	2 1/2" x 2 1/2" x 1/8" Square Tube	25sqtube hollow		212	25.18
2 1/2" x 4" tube	2 1/2" x 4" x 1/8" Tube	25x4tube hollow		209	32.66
2.9" square tube	2.9 x 2.9 x .2 Square Tube (6061-T5)	3x3 sq Tube hollow		192	27.60
3" Sq. Tube	3" x 3" x 1/8" Square Tube	3" Sq. Tube hollow		212	30.48
3 1/2" sq tube for 3"x"3" anchor	3 1/2"x3 1/2"x .225" square tube (6061-T5)	350x350 hollow		212	62.49
VEB	Variable Edge Base	VEB solid		192	6.29
VMB	Variable Mullion Base	VMB solid		192	4.78



40442 KOPPERNICK RD.
 CANTON, MI 48187
 734-207-9700
 WWW.DUO-GARD.COM

Aluminum Profiles

Part #	Description	Dwg #	Cross-section	Stock Stick Length (in)	Weight Per Stick
WPP-1	Window Wall Pressure Plate	WPP-1 solid		192	6.05
WSB-10	Interior Wall Snap Base for 10mm	WSB-10 solid		192	4.06
WSB-20	Interior Wall Snap Base for 20mm	WSB-20 solid		192	4.96
WSB-40	Interior Wall Snap Base for 40mm	WSB-40 solid		192	6.72
WSC	Interior Wall Snap Cap	WSC solid		192	3.62
WSSC-1	Window Wall Smooth Snap Cap	WSSC-1 solid		192	4.54