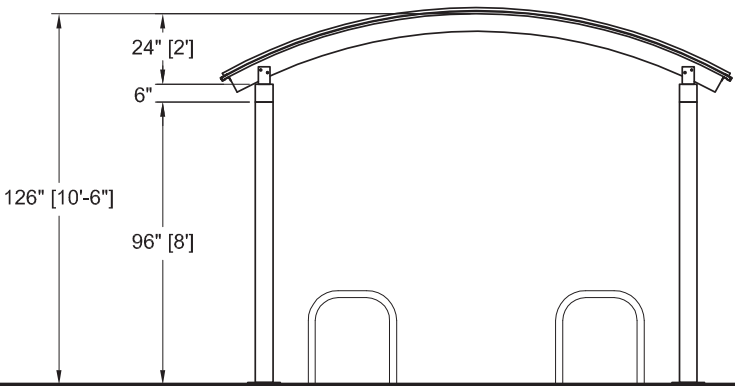
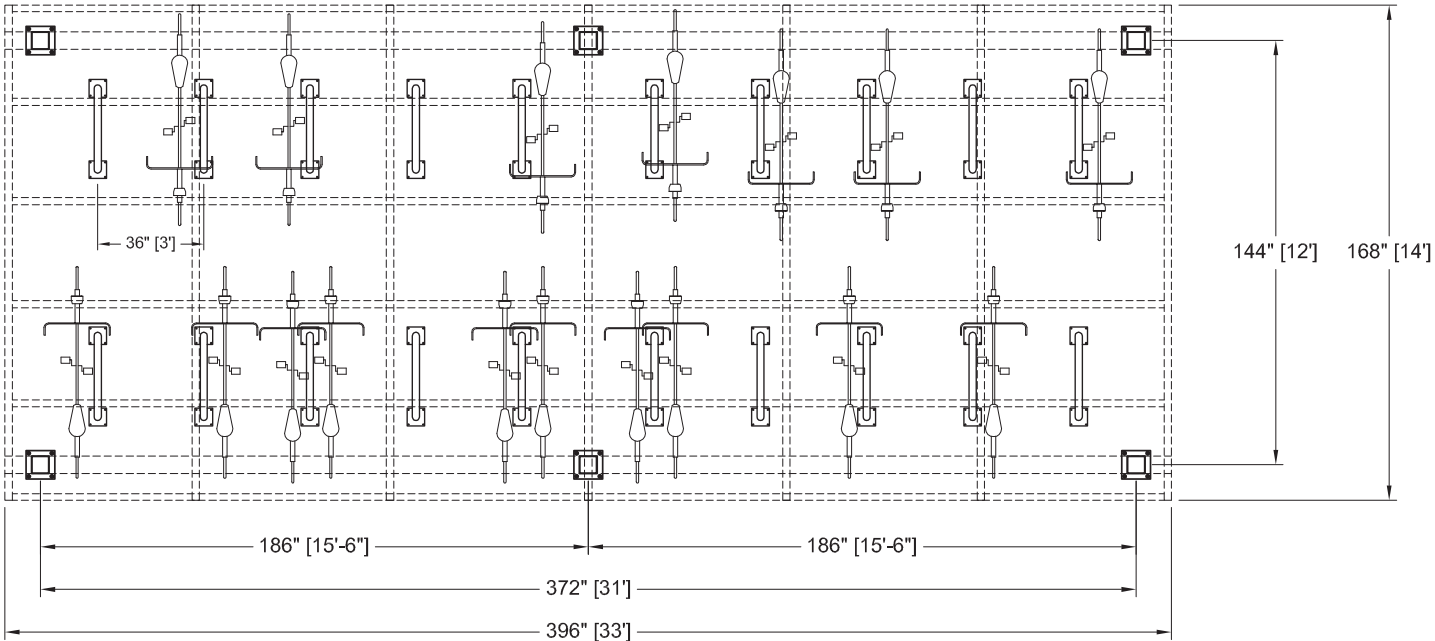


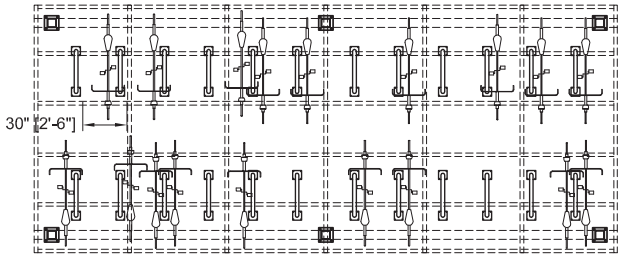
SIDE ELEVATION



END ELEVATION



PLAN VIEW  
36" RACK SPACING




PLAN VIEW  
30" RACK SPACING

NOTES:  
\*FINISH IS POWDER-COAT, COLOR FROM STD. R.A.L. CHART:\_\_\_\_  
\*ROOF IS 8MM POLYCARBONATE STRUCTURED SHEET "BATTEN" SYSTEM, TINT:\_\_\_\_  
\*INVERTED "U" STYLE RACK SHOWN WITH 36" AND 30" SPACING

\*SEE QUOTE FOR OPTIONS

\*DESIGN IS PRELIMINARY, AND INTENDED TO COMPLY WITH SPECIFICATIONS IN ALL ASPECTS, AND PENDING CUSTOMER APPROVAL. ANY DEVIATION FROM SPECIFICATIONS IS UNINTENTIONAL AND MAY BE DISREGARDED; PLEASE CONSULT THE FACTORY.

BIKE CAPACITY		
RACK SPACING	# OF RACKS	# OF BIKES
36"	20	40
30"	24	48

REGISTERED ENGINEER	REVISIONS			 Duo-Gard Industries, Inc. Tel (734) 207-9700 Fax (734) 207-7995 www.duo-gard.com	THIS DRAWING IS PROPRIETARY AND FOR THE SOLE USE OF OUR CUSTOMER AND MAY NOT BE COPIED OR REPRODUCED WITHOUT PRIOR WRITTEN CONSENT FROM DUO-GARD INDUSTRIES, INC. LEAD TIME BEGINS UPON RECEIPT OF SIGNED SHOP DRAWINGS.	PROJECT NAME									
	0-0-00	A:	BDI			CUSTOMER SAMPLE									
						DESCRIPTION									
						14' X 33' "ARLINGTON" CANOPY STYLE BICYCLE SHELTER, PLAN AND ELEVATION DETAILS									
						PRJT ENG	PRJT MGR	DRFTR	DWG DATE	REV1	REV2	SCALE	PAGE	OF	DRWNG #
			BDI	JW	GS	12.17.2014			3/16" = 1'-0"	1	1	1433ARLTN			