



WHY PARTNER WITH DUO-GARD?

CART CORRAL DESIGN & CONSTRUCTION

- Structural aluminum framing with an anodized finish – will not rust, chip or flake
- 100% made in the U.S.A
- Superior design and quality
- Internal framing connections
- Standard and custom models available

STRUCTURAL INTEGRITY

- Engineer stamped drawings available in all 50 states & Canada
- Built to withstand up to **175 mph** wind loads, **100 psf** snow loads and seismic **zone E** if required
- Corral anchoring is critical to eliminating potential corporate liability

BRANDING & SIGNAGE

- Signage extends your brand and message into the parking lot
- One and two sided signs available customized to fit your needs

PRODUCT LIFE

- 25 year + expected product life span
- Best life cycle cost in the industry

LEVELING CAPABILITIES

- Adjustable legs provide a level and uniform appearance
- Enhances curb appeal and overall architectural impact for your stores
- No need to settle for less

CART ROLL OUT BARS

- Prevents carts from rolling out of the corral and into the parking lot

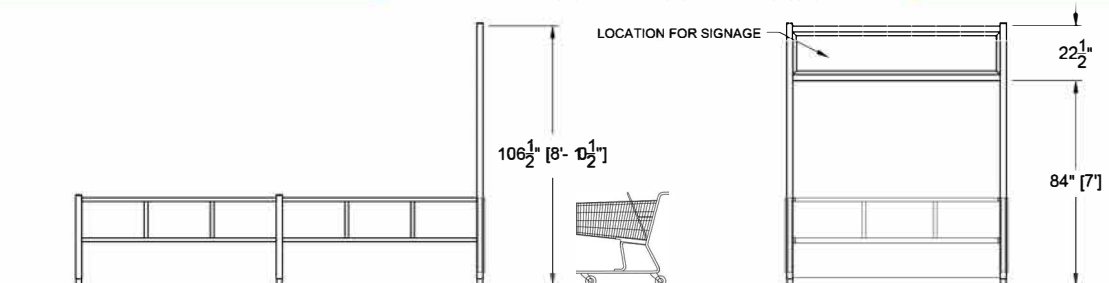
REAR CART STOP BARS

- Protects corral by preventing carts from hitting the back wall

INSTALLATION & PROJECT MANAGEMENT

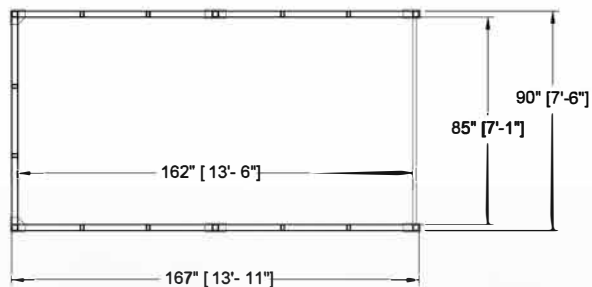
- Installation teams available nationwide
- Dedicated Project Manager assigned to oversee your projects from start to finish

DUO-GARD CART CORRALS



SIDE ELEVATION

FRONT ELEVATION



PLAN VIEW

NOTES (INITIAL APPROVAL WHERE INDICATED):


- FINISH IS DARK BRONZE ANODIZED

SEE QUOTE FOR OPTIONS

DESIGN IS PRELIMINARY, AND INTENDED TO COMPLY WITH SPECIFICATIONS IN ALL ASPECTS, AND PENDING CUSTOMER APPROVAL. ANY SIGNIFICANT DEVIATION FROM SPECIFICATIONS IS UNINTENTIONAL AND MAY BE DISREGARDED. PLEASE CONSULT THE FACTORY.

STANDARD INCLUSIONS

Dimensions	Single – 3'5" x 14'L - Holds up to (1) Row of 25" Carts Double – 5'3" x 14'L - Holds up to (2) Rows of 25" Carts Triple – 7'6" x 14'L - Holds up to (3) Rows of 25" Carts Custom Sizes also Available
Framing	2 1/2" x 2 1/2" Square Aluminum Columns
Finish	Dark Bronze or Clear Anodized
Roof	No Roof
Bumpers	HDPE Black Bumpers on Lower Interior Horizontal Framing & Exterior Front Post
Protection	Rear Cart Stop Bar, Cart Roll Out Bar
Anchoring	Asphalt Anchors, Concrete Anchors, Concrete Ballasts
Assembly	Prefabricated Wall Sections
Leveling	Adjustable legs with up to a 4" leveling capability



ADDITIONAL OPTIONS

Framing	3" x 3", 4" x 4" & 4" x 6" Square Aluminum Tube, Round Tube
Finish	Black or Champagne Anodized, Kynar or Powder Coat Paint
Custom Colors	Custom Paint Colors & Wood Grain Powder Coat Finish
Grillwork	Diamond, Square, Fence Style, Custom Designs, Water-Jet Cutouts
Lighting	Standard and Solar Lighting Options
Signage	Horizontal or Vertical Signs - One or Two Sided Customized to meet your Specifications
Trash	10 & 22 Gallon Column Mounted Perforated
Receptacles	Aluminum - Among Others
Stamped	Engineer Stamped Drawings available in all 50
Drawings	States & Canada

