



Sleekline Monolithic Polycarbonate Canopy System

Sleekline is a monolithic polycarbonate translucent canopy system. This product is offered in various colors, textures, and transparencies. The design provides building canopies for both exterior and interior applications. This sleek canopy is the ideal complement to any building design. The system combines many design features that are not present in canopies made of glass or other typical materials. Sleekline is a patented product PAT NO. # 9982435.



Design Flexibility



Sustainability



Light Diffusion



Easy Installation



Low Maintenance

- Panels run continuous from end to end without channels perpendicular to the slope, resulting in visual continuity
- Our water flow system does not have an end channel and allows for a minimum 1/2:12 pitch
- This system is fully tested and can be designed to withstand any loading requirements
- Polycarbonate will not shatter and has 250 times the impact strength of glass, creating a safer environment and lower maintenance cost
- Structural span options provide design flexibility
- Mullions are spaced at 2' apart
- Anodized, Kynar and Tnemec aluminum finishes are available



TOGETHER BY DESIGN.™


Sleekline Testing Data

Test Standard	Test Description	Results
Flammability		
ASTM D1929	Ignition Temperature	550° / 1022°F
ASTM D2843	Density of Smoke	57.7%
ASTM D635	Burn Extent	CC1
Panel System Performance – Contact Duo-Gard for Specific Panel Results & Questions		
ASTM E330	Standard Test Method for Structural Performance	
TAS 204-94	Standard Test Method for Structural Performance	
Testing		
TAS 201-94	Impact Test Procedures	
TAS 202-94	Impact & Non-Impact Resistance Building Envelope Components using Static Air Pressure	
TAS 203-94	Criteria for Testing Products Subject to Cyclic Wind Pressure Loading	
ASTM E1886	Standard Test Method for Performance of Exterior Windows, Curtain Walls, Doors, Impact Protective System Impacted by Missile and Exposed to Cyclic Pressure Differentials	
ASTM E 1996	Standard Specification for Performance of Exterior Windows, Curtain Walls, Doors, and Impact Performance Systems Impacted by Windborne Debris in Hurricanes	
Duo-Gard’s Sleekline system has been tested in accordance with Florida Building Code and can be designed to meet Miami-Dade Requirements		
Sleekline is a patented product PAT NO. 9982435		

Standard Panel Performance

Thickness	Color	UV	LT%	SHGC	U-Value	Weight/SqFt
1/4"	Clear	2 sides	84%	0.85	0.89	1.37lb
1/4"	White	2 sides	27%	0.61	0.89	1.37lb
3/8"	Clear	2 sides	82%	0.81	0.88	2.34lb
3/8"	White	2 sides	6%	0.08	0.88	2.34lb





System Span Options

Panel Capacity (+) Positive, (-) Negative, FOS Factor of safety				
Panel	(+) Load/2.0 FOS	(-) Load/2.0 FOS	(+) Load/1.5 FOS	(-) Load/1.5 FOS
1/4"	105 psf	85 psf	140 psf	113 psf
3/8"	195 psf	100 psf	260 psf	133 psf

Sleekline Maximum Purlin Spacing | Single & Double Span

PSF	10	20	30	40	50	60	70	80	90	100	120	140	160	180
SBC1	42"	36"	30"	24"	24"	24"								
SBC1.5	108"	84"	72"	66"	60"	60"	54"	54"	48"	48"	48"	42"	42"	36"
SBC 2	150"	126"	108"	102"	90"	84"	84"	78"	78"	72"	66"	66"	60"	60"
SBC3	192"	168"	150"	144"	132"	126"	120"	114"	114"	108"	102"	96"	90"	90"

Sleekline Maximum Purlin Spacing | Multi-Span (3 or more)

PSF	10	20	30	40	50	60	70	80	90	100	120	140	160	180
SBC1	54"	42"	36"	30"	30"	24"	24"	24"						
SBC1.5	132"	108"	90"	84"	78"	72"	72"	66"	66"	60"	60"	54"	54"	48"
SBC 2	174"	150"	138"	126"	120"	108"	108"	102"	96"	90"	84"	78"	72"	72"
SBC3	234"	198"	180"	168"	162"	150"	144"	138"	138"	132"	126"	114"	108"	102"





REDUCE COST - INCREASE PROFITABILITY: Improve the consistency of your operations: AISC Certification helps you reduce the risk of rework by requiring you to have measurable goals. Goals lead to modifying your documented production as well as your quality procedures which in turn reduces waste.

SPEED: Improve delivery time by taking the inspection schedule into your hands: IBC Chapter 1704.2.5.2 does not require special inspections where the work is done in the facilities or shop of a fabricator registered and approved. Inspections are performed by the fabricator instead of a third-party inspector resulting in a faster schedule. AISC Certification is frequently used by fabricators to obtain such approval from the building official.

QUALITY: Meet the specified level of quality by effective communication with your customer: AISC Certification requires you to have effective inspection record keeping. When these processes are part of your Quality Management System (QMS), you will have the information your customer needs.

What if a piece of steel delivered to the jobsite last week suddenly turns up damaged? Do you have the documentation to show that it was delivered to the site unharmed?

What if a coating system starts to peel? Do you have documentation regarding the surface preparation?

Today, being AISC certified means that a company adheres to a rigorous, and often changing, set of standards of quality and safety. Duo-Gard has achieved a milestone by acquiring certification from the American Institute of Steel Construction.

As the Institute explains it: "AISC Certification Programs set the quality standard for the structural steel industry and are the most recognized national quality certification program for the industry. Our programs focus on the entire process of fabrication and erection. Our goal is to build quality structures from the start by focusing on error prevention rather than error correction."



TOGETHER BY DESIGN.™

FUSION


DUO-GARD | 3FORM

97 COLORS | 3 FINISHES | 3 THICKNESSES

FR27	FR18	FO17	FY19	FG63	FG51	FB20	FB43	FR34
FR28	FV22	FO08	FY22	FG31	FG58	FB19	FB47	FV15
FR26	FV23	FO16	FY13	FG24	FG52	FB21	FB48	FV16
FR24	FV24	FY20	FG25	FG43	FG53	FB23	FB46	FV17
FR25	FV25	FY15	FG26	FG44	FG54	FB24	FB39	FV18
FR19	FO07	FY17	FG27	FG53	FG55	FB26	FB42	FV19
FR23	FO14	FY16	FG28	FG41	FG57	FB15	FV08	FV12
FR22	FO15	FY14	FG32	FG40	FB13	FB59	FV09	FR39

FN28	FN31	FN32	FR13	FR12	FR34	FN48	FN47	FW03
FO19	FN14	FY08	FY10	FN15	FN17	FN53	FN52	FN51
FN26	FY06	FN58	FN56	FN36	FE02	FN37	FN41	FW02

FINISHES: VAIL, LUSTER, HAZE | 1/4", 3/8", 1/2" THICKNESSES



Customize:

1. Finish
2. Color
3. Diffusion or effect

Inspire | Innovate | Create



Achieve 360°

Vision Pursuit Pathway

TOGETHER BY DESIGN.™

ACTIVATE:

Engineering Deployment
Fabrication Execution
Delivery Governance
Installation Supervision

Mission:

FULFILLMENT + TRUST

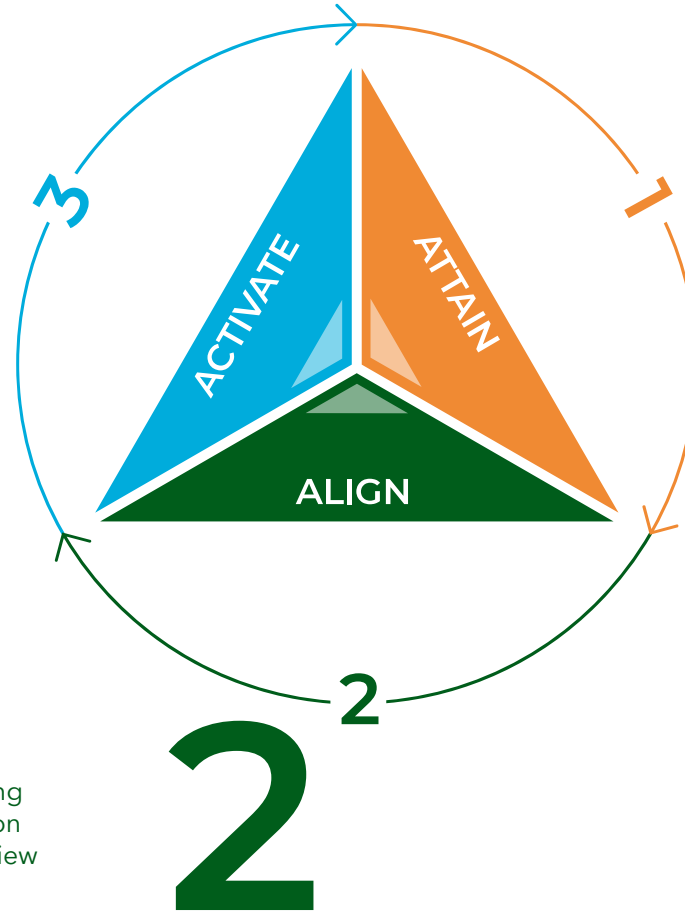
ALIGN:

Scope Guidance
Parameters Framing
Options Exploration
Specifications Review

Mission:

OPTIMIZATION + CLARITY

3



1

ATTAIN:

Perspectives Gathering
Value Mapping
Vision Capture
Impact Declarations

Mission:

DISCOVERY + UNDERSTANDING

The Pathway

- Well-orchestrated and successful projects share a common hallmark. They are marked by accurate planning and coordination; deep experience and knowledge; diverse source materials; and an obsession for quality and results. These traits shaped Duo-Gard's vision pathway: **Achieve 360°**.
- Think of **Achieve 360°** as a real-time performance meter and project compass to transform vision into reality.
- The pathway guides stakeholders toward vision achievement through three stages, each with specific gates. As the project progresses along the pathway, architects and contractors experience increased levels of confidence and assurance.
- The pathway is modular, giving clients the flexibility to enter at any stage.

DUO-GARD

TOGETHER BY DESIGN.™



Duo-Gard is the global leader in design, manufacturing and installation of innovative daylighting solutions and shelters. Discover the difference “together by design” can offer. From vision alignment to advanced design and engineering to total fabrication and installation, you will experience an unmatched level of creativity, trust and partnership.



www.duo-gard.com